

Check list of the Sterile Services Department - GENIUS Shaver Blades*
















A visual control and a functional test must be carried out at the end of each cleaning and disinfecting process to ensure that the instruments are macroscopically clean and that damaged instruments are discarded before being reintegrated in the preparation cycle (see reverse of page).

The characteristics listed below determine the next step, i.e.

- **Packing**
- **An additional cleaning cycle**
- **Disposal**

* Komet Medical® GENIUS Shaver Blades are reusable, which is why it is particularly important to treat the instruments with care during use and reprocessing. Use Shaver Blades without pressure and observe the optimal speed.

Download this information from our website www.kometmedical.de!

Check list				
	Inspection	Defects	Protocol	Action
Cleanliness	Magnifying glass, 8 times magnified 	Impurities	<input type="checkbox"/> Not clean <input type="checkbox"/> Free from defects	■ Special cleaning 
Surface	Visual control; Magnifying glass if necessary, 8 times magnified 	Fracture or damage to inner or outer blades 	<input type="checkbox"/> Fracture <input type="checkbox"/> Free from defects	■ Disposal 
		Obvious or hidden metal abrasion: the instrument is blunt 	<input type="checkbox"/> Metal abrasion <input type="checkbox"/> Free from defects	■ Disposal 
		Residual corrosion is to be subjected to a special cleaning cycle. Advanced corrosion (e.g. pitting corrosion), as a result of which resistance to fracture can no longer be guaranteed, inevitably leads to the disposal of the instrument. 	<input type="checkbox"/> Corrosion <input type="checkbox"/> Free from defects	■ Special cleaning ■ Disposal 
Form and Function	Functional test: The outer tube of the Shaver Blade is locked onto the inner tube and set in rotary motion with a finger	Difficult to rotate: low-vibration operation or proper chucking in the motor can no longer be guaranteed. Check whether the preceding cleaning cycle has been successful (=> additional cleaning) or if there is any bending (=> disposal).  	<input type="checkbox"/> Difficult to rotate <input type="checkbox"/> Free from defects	■ Additional cleaning cycle ■ Disposal 
<p>If the verdict in all categories is “free from defects”, the instrument is ready for sterilisation and can be packed in sterilisation foil or boxes. To ensure low friction, apply suitable lubricating oil to the inner blade of the GENIUS Shaver Blade.</p>			only if 	■ Packing/sterilisation

Notes:

Discolorations are not a sign of inferior quality, but they do indicate that

- certain procedures are unsuitable for the instruments.
- there were residues of impurities left from previous procedures, e.g. residues of medicine and cleaning agents.
- non-conform behaviour of the user, for example by omitting the pre-cleaning step in new instruments or improper storage.

Delicate instruments should always be checked with magnifying glasses (8 times magnified).

All parts of GENIUS Shaver Blades must be discarded together as a whole. Do not under any circumstances just replace a component. Lubricate the inner tube of the GENIUS Shaver Blade with an oil spray to ensure minimum friction of the inner blade. Spray from a distance of approx. 20 cm. The rotation of the inner tube in the trocar leads to the formation of an even film between the inner and outer tube which significantly reduces metal abrasion.

Preparation cycle

Every reusable instrument, new or used, should pass through the entire preparation cycle. Each step is essential for the true sterility of the prepared instrument, so that the risk of infection can be significantly reduced for both patient and personnel. Not macroscopically clean instruments are subjected to another cleaning and disinfecting cycle prior to sterilisation, whereas instruments that are not fit for use must be discarded. Disposable products must be rejected **immediately** after disinfection.

